






TRAILER COMPARISONS

					
	BEAN STOCK	CLASSIC BEAN	MEAN BEAN	MEANER BEAN	BLACK BEAN
	Simplicity with a beautiful sleek design, this trailer is made to enjoy the great outdoors without the hassle of everyday camping.	Road trips, tailgates, and beachside sunsets is what this model is all about! This camper makes it easy to get out and explore.	For the rugged adventurer looking to go off-road and take their camping trips to the next level with greater safety and comfort.	This is our most off-road capable trailer. This model includes a Timbren 3500 HD independent suspension and frame reinforcements.	New and improved, this trailer continues the tradition of functional design, and quality construction. Our most off-grid capable trailer yet!
Base price	\$22,490	\$25,590	\$24,590	\$25,990	\$39,990
Average price	\$25,736	\$26,121	\$28,572	\$31,732	\$45,550
Floor storage	✗	✓	✓	✓	✓
Electric brakes	✓	✓	✓	✓	✓
1 year structural warranty	✓	✓	✓	✓	✓
Roofline lifetime warranty	✓	✓	✓	✓	✓
Fender type	Rounded steel	Fiberglass	Fiberglass Stand-On	Fiberglass Stand-On	Fiberglass Stand-On
Height + Maxx Fan	80"	80"	81"	83"	86"
Height + roof rack system	82"	82"	83"	85"	88"
Width	7' 2"	7' 2"	7' 4"	7' 4"	7' 6"
Length	14' 1/4"	14' 1/4"	14' 1/4"	14' 1/4"	15' 2"
Ground clearance	15"	15"	15 1/2"	15 1/2"	20"
Tire size	205/75R15	205/75R15	235/75R15	235/75R15	30X9.50R15LT
Interior cabin floor size	60" x 80"	60" x 80"	60" x 80"	60" x 80"	60" x 77"
Interior cabin height	54 1/2"	54 1/2"	54 1/2"	54 1/2"	54 1/2"
Mattress size	58" x 78"	58" x 78"	58" x 78"	58" x 78"	58" x 78"
Mattress thickness	4"	4"	4"	4"	4"
Top of mattress to bottom of rear cabinet height	12.5"	12.5"	12.5"	12.5"	12.5"
Galley Counter Height	39"	39"	39.5"	41.5"	44.5"
Tongue weight	165 lbs	165 lbs	180 lbs	200 lbs	350 lbs
Dry weight	1650 lbs	1650 lbs	1850 lbs	2000 lbs	2600 lbs
Gross vehicle weight	3500 lbs	3500 lbs	3500 lbs	3500 lbs	3500 lbs
Spare tire placement	Driver side wall mount	Driver side wall mount	Driver side wall mount	Front mount	Front mount
Window configuration	(1) Side operable window (2) Operable window in door	(1) Side operable window (2) Port hole window in door	(1) Side operable window (2) Port hole window in door	(2) Side operable window (2) Port hole window in door	(2) Side operable window (2) Port hole window in door
Hitch type	Removable 2" ball coupler	Removable 2" ball coupler	Removable 2" ball coupler	Removeable Max Coupler - fully articulating hitch	Cruisemaster D035 articulating pin coupler
Hitch height	18"	18"	18"	18"	18"
Suspension type	10" pitched torsion axle	10" pitched torsion axle	10" pitched torsion axle	Timbren 3500 HD Independent suspension (axle-less)	Timbren 3500 HD Independent suspension with 2" lift
Minimum recommended vehicle tow capacity	2700 lbs	2700 lbs	2700 lbs	2700 lbs	3500 lbs



4282 West 1730 South - Salt Lake City, UT - 84104 - beantrailer.com