







TRAILER COMPARISONS

	 BEAN STOCK Bean Stock is affordable, light weight, and capable. This trailer is made to enjoy the great outdoors without the hassle of tent camping.	 CLASSIC BEAN Road trips, tailgates, and beachside sunsets is what this model is all about! This camper makes it easy to get out and explore.	 MEAN BEAN For the rugged adventurer looking to go off-road and take their camping trips to the next level with greater safety and comfort.	 MEANER BEAN Meaner Bean is an off-road capable trailer. This model includes a Timbren 3500 HD independent suspension and frame reinforcements.	 BEAN STALKER Bean Stalker is a value-oriented trailer designed by experienced off road campers for off grid camping.	 BLACK BEAN New and improved, this trailer continues the tradition of functional design, and quality construction. Our most off-grid capable trailer yet!
Base price	\$14,999	\$28,790	\$28,290	\$29,290	\$31,575	\$42,390
Average price	\$22,150	\$32,121	\$32,572	\$35,732	\$33,550	\$52,550
Floor storage	X	✓	✓	✓	X	✓
Electric brakes	✓	✓	✓	✓	✓	✓
1 year structural warranty	✓	✓	✓	✓	✓	✓
Roofline lifetime warranty	✓	✓	✓	✓	✓	✓
Fender type	Aluminum	Fiberglass	Fiberglass Stand-On	Fiberglass Stand-On	Rounded Steel	Fiberglass Stand-On
Height + Maxx Fan	83"	80"	81"	83"	81"	86"
Height + roof rack system	84.5"	82"	83"	85"	86"	88"
Width	7' 2"	7' 2"	7' 4"	7' 4"	7' 4"	7' 6"
Length	14' 1/4"	14' 1/4"	14' 1/4"	14' 1/4"	14' 1/4"	15' 2"
Ground clearance	17"	15"	15 1/2"	17 1/2"	17"	20"
Tire size	205/75R15	205/75R15	235/75R15	235/75R15	215/75/R15	30X9.50R15LT
Interior cabin floor size	60" x 80"	60" x 80"	60" x 80"	60" x 80"	60" x 80"	60" x 77"
Interior cabin height	54 1/2"	54 1/2"	54 1/2"	54 1/2"	54 1/2"	54 1/2"
Mattress size	58" x 78"	58" x 78"	58" x 78"	58" x 78"	58" x 78"	58" x 78"
Mattress thickness	4"	4"	4"	4"	4"	4"
Top of mattress to bottom of rear cabinet height	X	12.5"	12.5"	12.5"	12.5"	12.5"
Galley/Kitchen Counter Height	28" & 39"	39"	39 1/2"	41 1/2"	40 1/2"	44 1/2"
Tongue weight	140 lbs	165 lbs	180 lbs	200 lbs	200 lbs	350 lbs
Dry weight	1175 lbs	1650 lbs	1850 lbs	2000 lbs	2000 lbs	2600 lbs
Gross vehicle weight	2000 lbs	3500 lbs	3500 lbs	3500 lbs	3500 lbs	3500 lbs
Spare tire placement	Driver side wall mount	Passenger side wall mount	Passenger side wall mount	Front mount	X	Passenger side wall mount
Window configuration	(1) Rear operable window (1) Port hole window in door	(1) Side operable window (2) Port hole window in door	(1) Side operable window (2) Port hole window in door	(2) Side operable window (2) Port hole window in door	(1) Side operable window	(2) Side operable window (2) Port hole window in door
Hitch type	Removable 2" ball coupler	Removable 2" ball coupler	Removable 2" ball coupler	Removable Max Coupler - fully articulating hitch	Removable Max Coupler - fully articulating hitch	Cruisemaster DO35 articulating pin coupler
Hitch height	18"	18"	18"	18"	18"	18"
Suspension type	Timbren 200 HD Independent suspension (axe-less)	10" pitched torsion axle	10" pitched torsion axle	Timbren 3500 HD Independent suspension (axe-less)	Timbren 3500 HD Independent suspension (axe-less)	Timbren 3500 HD Independent suspension with 2" lift
Minimum recommended vehicle tow capacity	1500 lbs	2700 lbs	2700 lbs	2700 lbs	2700 lbs	3500 lbs



4282 West 1730 South - Salt Lake City, UT - 84104 - beantrailer.com